



Microbit i WiFi modul



Motivacija

- Upoznati učenike sa komunikacijom među računalnim komponentama



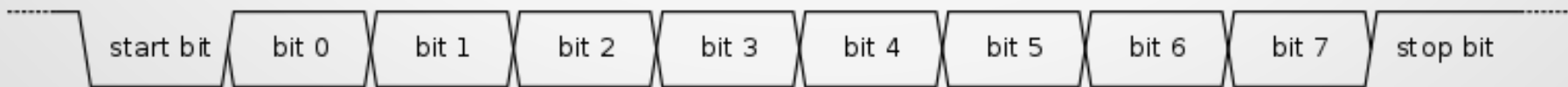
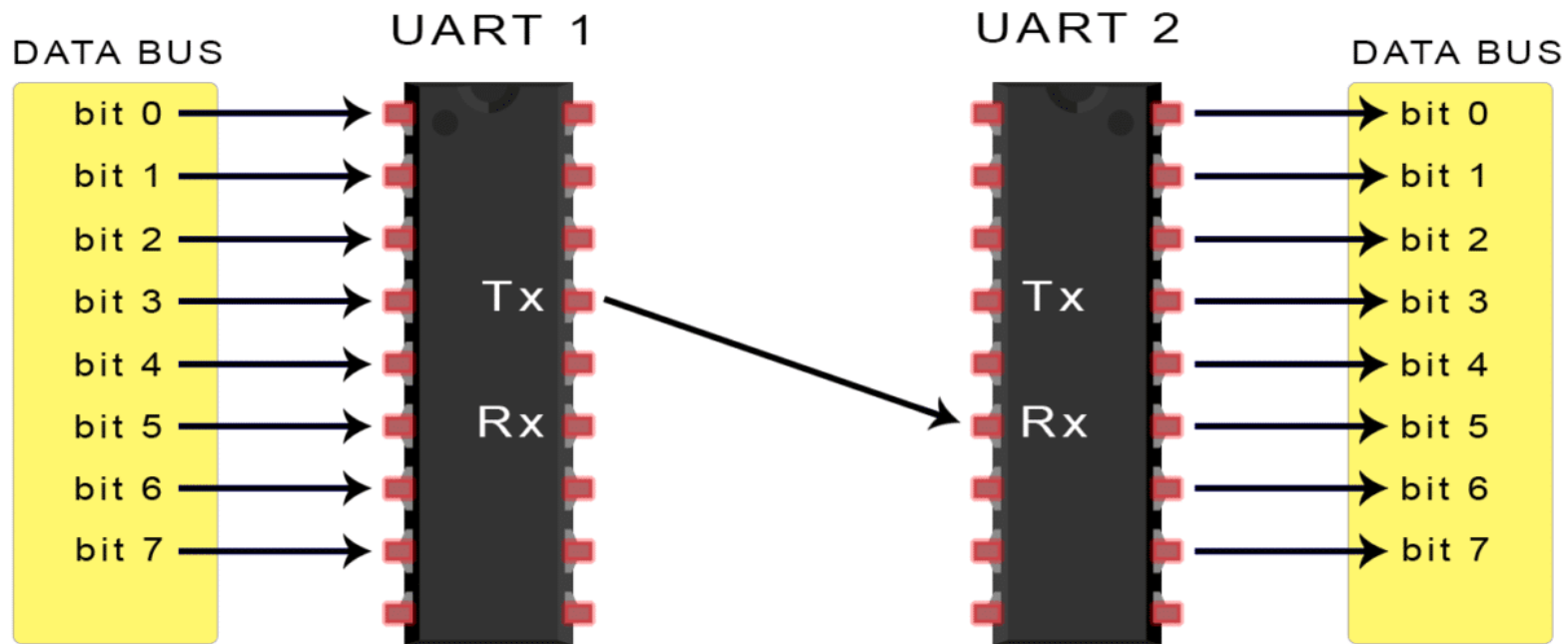
MOTIVATION

Some people need more than others...

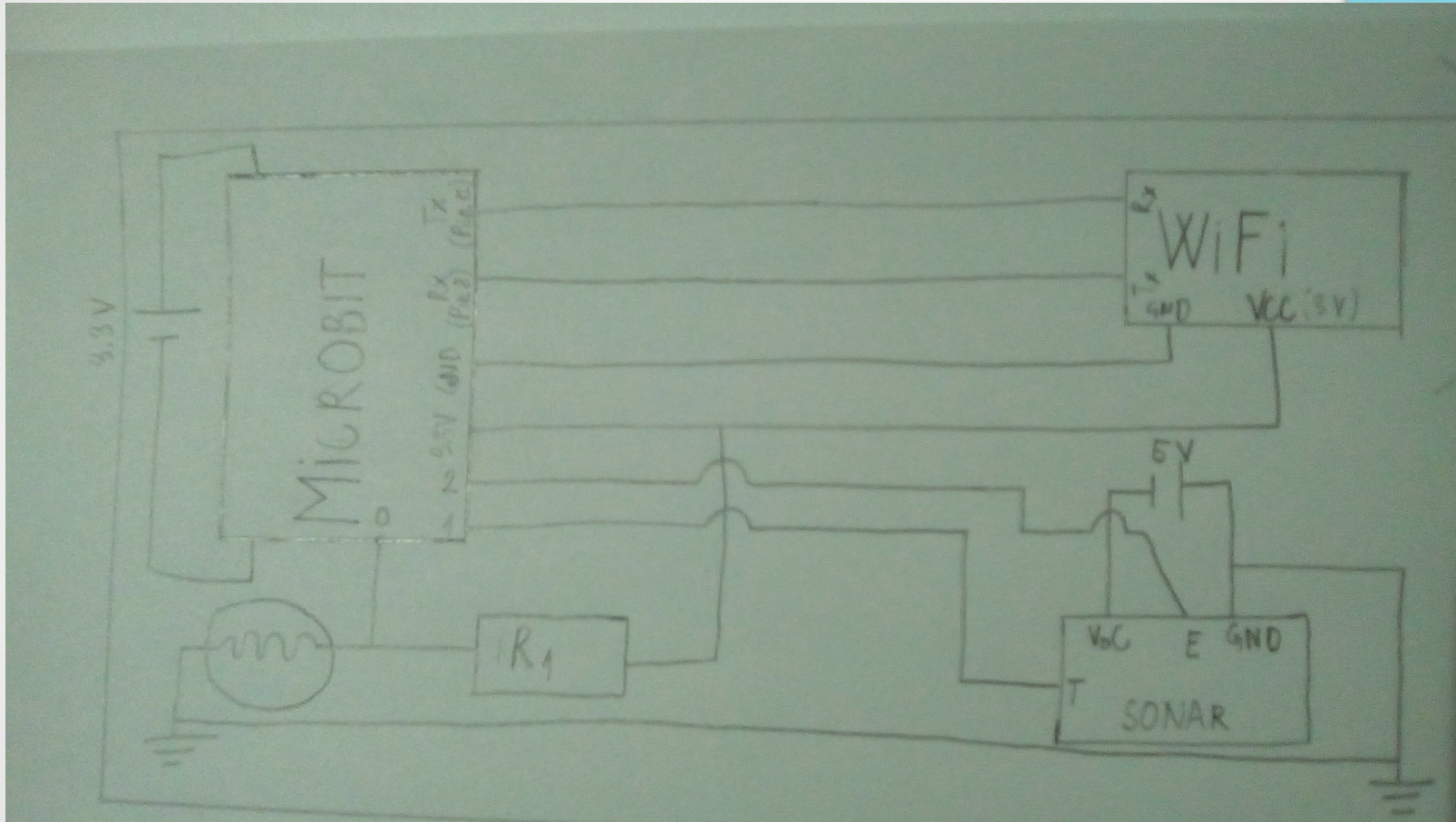
Glavni pojmovi

- UART – universal asynchronous receiver/transmitter
- Esp8266 201 – WiFi modul

Kratko o UART-u



Shema



Kod

```
1 from microbit import *
2
3 uart.init(115200)
4 sleep(15000)
5 uart.init(115200, tx=pin8, rx=pin12)
6
7
8 while True:
9     tmp = accelerometer.get_values()
10    uart.write(str(tmp[0])+"\t"+str(tmp[1])+"\t"+str(tmp[2])+"\t" + "\n\r")
11    if(button_a.was_pressed()):
12        while True:
13            tmp = compass.get_field_strength()
14            uart.write(str(tmp) + "\n\r")
15            if (button_a.was_pressed()):
16                break
17    if(button_b.was_pressed()):
18        while True:
19            tmp = pin0.read_analog()
20            uart.write(str(tmp) + "\n\r")
21            if (button_b.was_pressed()):
22                while True:
23                    x = uart.readall()
24                    display.scroll(x)
25                    if (button_a.was_pressed()):
26                        break
27            if (button_a.was_pressed()):
28                break
29    sleep(25)
30
```